

MEDIT *i600*







---

# Digital Dentistry at Your Fingertips

# Astonishing Scanning Experience

## Light,

245g featherweight with improved grip for comfort.

## Smooth,

Improved speed and optimal scanned images deliver a smoother scanning experience.

Smooth like silk, regardless of PC specs.

## Vivid,

Transmits vivid scan data via the new optical system used in the Medit *i700*.

# The Brain of the *i700* with a Splash of Color

## Super Accurate, Super Light, Super Smooth.

The digital workflow begins with accurate data. Medit *i600* precisely acquires data for effortless digital dentistry.

### \*High accuracy

**Full-arch accuracy:  $10.9 \mu\text{m} \pm 0.98$**

\*Acquires accurate scan data from anterior segment to the occlusal surface

# The Simplest. The Easiest.

Take full control of your scanning with clicks of one button.  
No need for numerous cables and hubs!  
Simply Plug & Scan using a single cable for direct  
connection with a PC.



180° Reversible Tip




Scan Start Button



Detachable Cable

# Easy Does It All

Medit i600 can be **directly connected to the PC** using just **one cable**, eliminating limitations of wired devices between chairs and clinics for a wider scope of treatment using scanners.



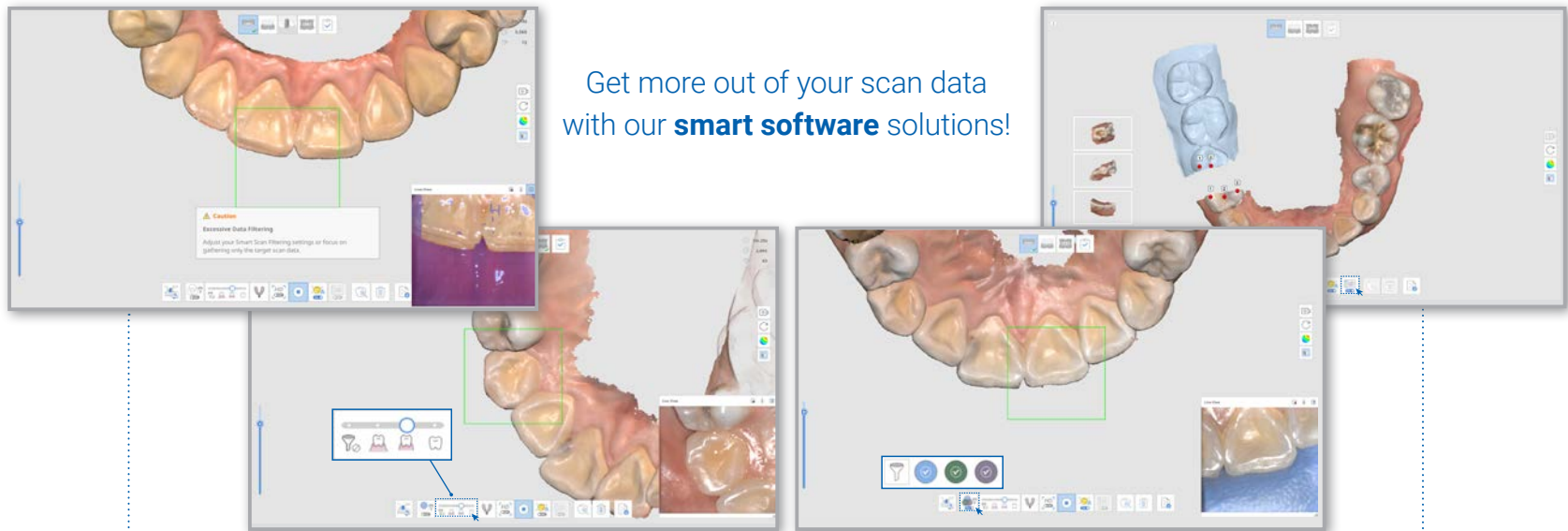
## Larger Scan Area (Compared to the i500)

A larger scan area (15X13mm) captures more in one swipe for a more convenient scanning experience.

 i600  i500

# Making Scanning Easier

Experience amazing digitized data acquisition with **Medit Scan for Clinics**.  
Our cutting-edge software technology makes scanning more convenient for you.



## Smart Scan Guide

Strengthened user guidance provides help for abnormalities detected during scanning.



## Smart Scan Filtering

Enhanced A.I. filtering performance eases the scanning process by filtering out soft tissue such as lips, cheeks, and tongue.



## Smart Color Filtering

Automatically filters registered colors, such as the color of medical gloves, during scanning.



## Smart Stitching

Scan with your own scanning strategy. Fragmented scan data are aligned with automatically detected common area.

# Increased Patient Satisfaction

Treatment with accurate data helps improve procedure satisfaction. Consultation using 3D images and Medit's various applications also enhances satisfaction for the overall dental experience.


## Get More Done on the Chairside

Never worry about the extra cost of using complex programs and systems again! The diversity of Medit Apps makes treatment easier, simpler, and effortless!



# For \_\_\_\_\_ \_\_\_\_\_ Every Clinic

Whether you are a novice of digital dentistry or looking into getting an additional scanner, the *i600* will make you a perfect partner.



MEDIT i600

# Specifications

Category		Medit i600
Scanning Technology	Scanning Frame	Up to 35 FPS
	Imaging Technology	3D-in-motion video technology   3D full color streaming capture
	LED Source	LED
	Anti-Fogging Technology	Adaptive anti-fogging
Accuracy	Full-Arch	10.9µm ± 0.98
Handpiece	Dimensions	248 x 44 x 47.4 mm
	Total Weight	245 g
Tip	Tip Size	22.2 x 15.9 mm
	Scan Area	15 x 13 mm
	Autoclavable	Autoclave 100 times 121°C 30 mins 134°C 4 mins (Pre-Vacuum Type) 135°C 10 mins (Gravity Type)
	Reversible Tip	Yes
Special Mode	Remote Control Mode	No
	UV-C Disinfection	No
Connectivity		USB 3.1 Gen1

- Performance can vary depending on PC specs
- Accuracy test of i600 scanner by Medit R&D
- Tip for 150 autoclave cycles sold separately

Please scan the QR code for up-to-date [system requirements](#). >>



# About Us

Medit specializes in 3D measurement and CAD/CAM solutions for dental clinics and labs, including intraoral scanners, based on its own patented state-of-the-art technology. We also develop platform solutions for digital dentistry, supporting collaborative workflows. Additionally, the Solutionix line provides 3D scanners and software to the industrial market. Our goal is to provide innovative technology and the highest quality products to ensure mutual growth for all partners.

## Our Medit Community

Continuous feedback, suggestions of new treatment workflows, and active discussion.

From hot debates to fun chats, the Medit community is always lively with our passionate customers. Colleagues from all over the world actively support and help one another, and sincerely welcome new colleagues into digital dentistry.

Scan the QR code to join!

Medit and its community of colleagues support and wish you the best of luck on your new journey into digital dentistry.



User Group



Medit Academy



Help Center



[www.medit.com](http://www.medit.com)

